

bgme®

PRO



SUPERCHARGED

VOLTAGE REGULATOR

BGM VOLTAGE REGULATOR – 4-plug 12V AC/DC

Thank you for purchasing our bgm Pro regulator. For full customer support, please find included these fitting instructions. To show the basic principle we have chosen some common electrical setups and included the wiring diagrams.

APPLICATIONS

The bgm Pro regulator is the most versatile and powerful on the market. Thanks to AC and DC output it can be used for all Lambretta and Vespa scooters equipped with 12 V electronic ignitions. Additionally it can be used as a high quality replacement for most common Twist & Go scooters. To ease up your life in the workshop the connections of the regulator are shown at the back.

FEATURES

AC-AC (alternating current): IN for the current delivery of the stator plate and OUT for the regulated AC current for the wiring loom.

Sense: To use the regulator the AC IN and OUT has to be bridged. The special wiring loom is included in the delivery of every bgm Pro regulator. This so-called SENSE function checks the power OUT against a reference value and keeps it stable. So the power output is constant even with alternating load.

DC (direct current): OUT with DC for charging the battery. With ignition systems capable of high power output, consumers can be fed directly without a battery used (e.g. Satnav systems, water pumps, rev counters, speedos and all sort of other toys).

Earth: Can be taken easily from the old existing regulator. If there wasn't an Earth connection, you should install one. Use the Earth out of the regulator and connect it to the frame of the scooter. Make sure this is fitted to a bare metal part of the frame. Ideally you should additionally wire the earth to the body of the regulator as well.

On the next pages you'll find wiring diagrams for the most common setups. These examples show the basic principle and can be helpful to see how to connect it to any other scooter.

Lambretta

- MB Developments loom
- Casa Lambretta loom
- Original type AC loom with 12 V electronic ignition
- Original type DC loom with 12 V electronic ignition
- Varitronic/Casa Lambretta



Vespa

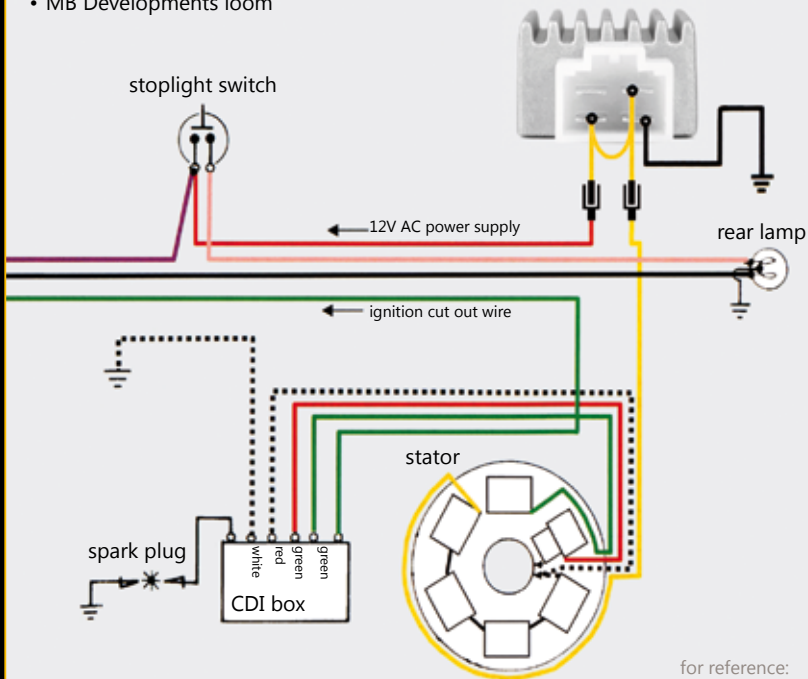
- Vespatronic/Parmakit
- Vespa 3-Pin regulator
- Vespa 5-Pin regulator



For questions or general technical support contact support@bgm-tuning.com

Lambretta

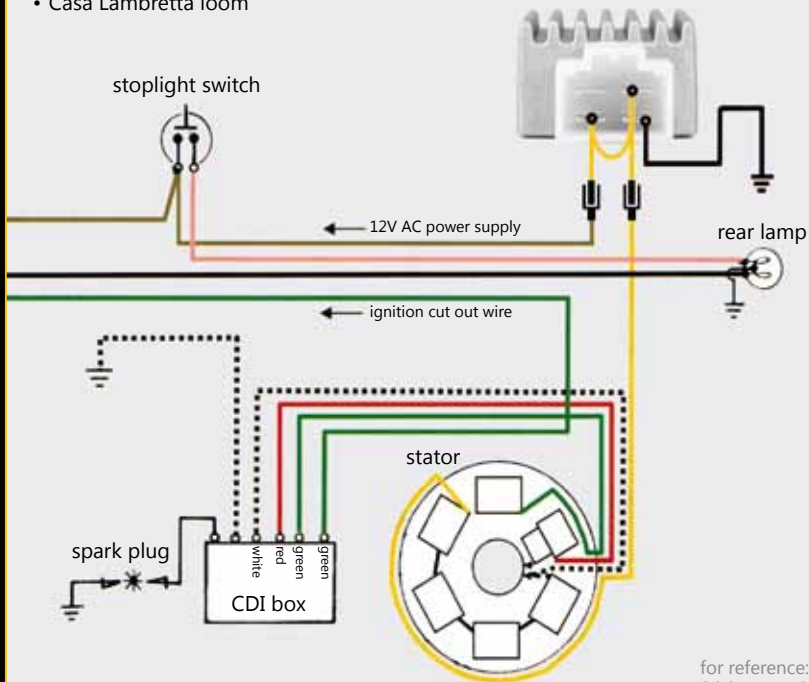
- MB Developments loom



for reference:
Sticky page 280

Lambretta

- Casa Lambretta loom



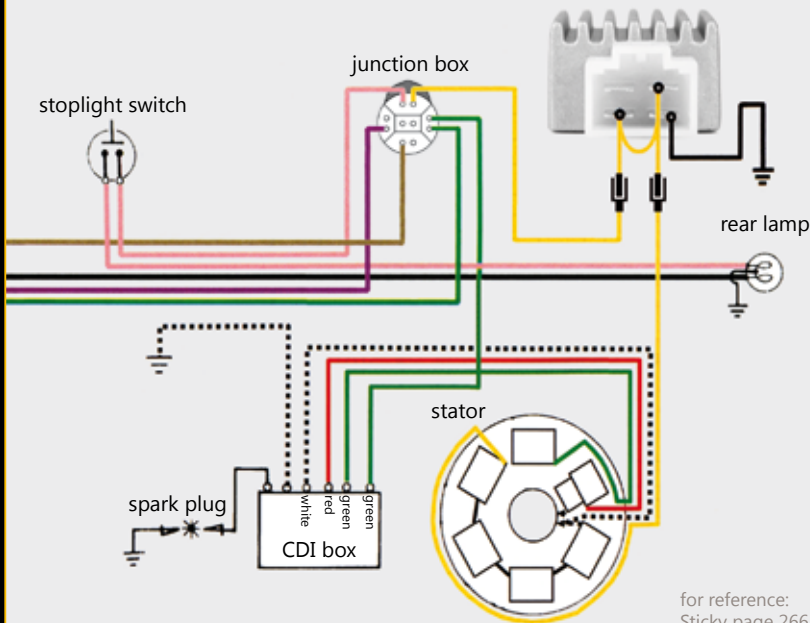
for reference:
Sticky page 281

Lambretta

- Original type AC loom, 12 V electronic ignition



Back view of junction box. All connections are bridged for AC power supply. Only green (ignition circuit) stays separate.



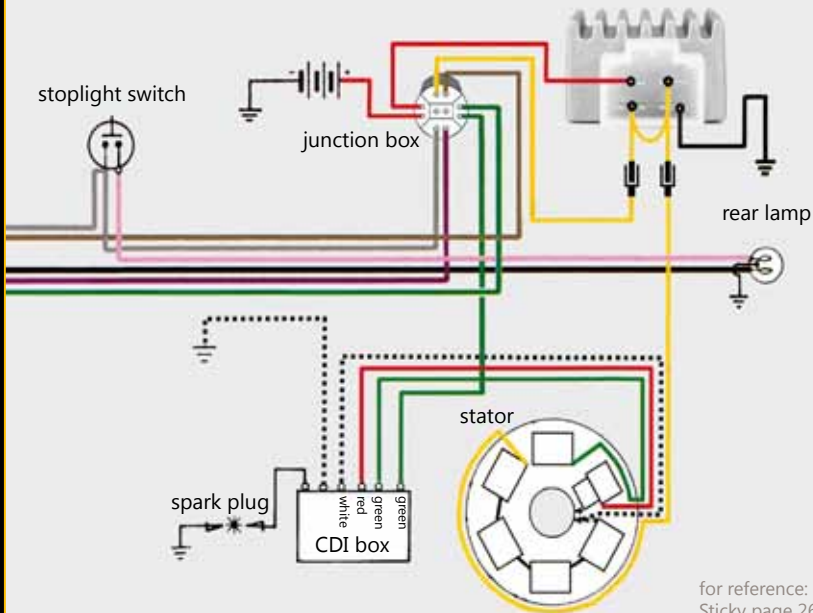
for reference:
Sticky page 266

Lambretta

- Original type DC loom, 12 V electronic ignition

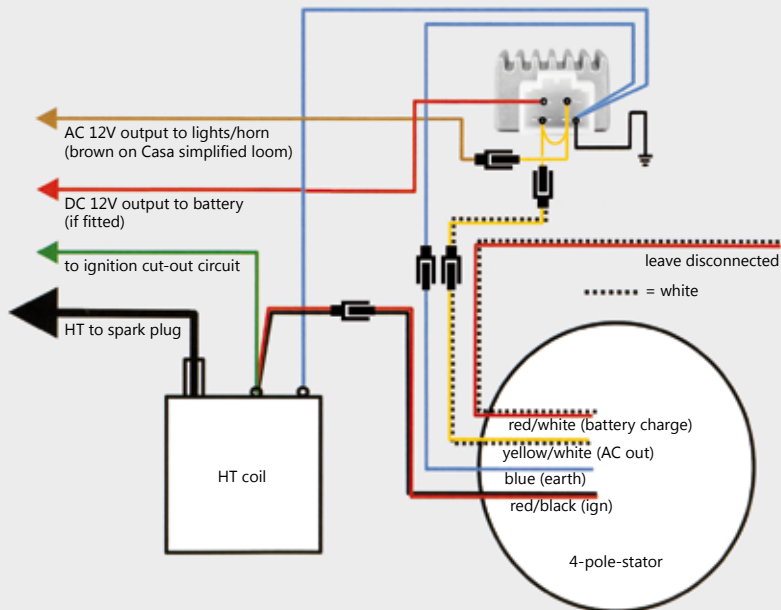


Back view of junction box. All connections are bridged for AC power supply. Only green (ignition circuit) and red (DC) stay separate.



Lambretta

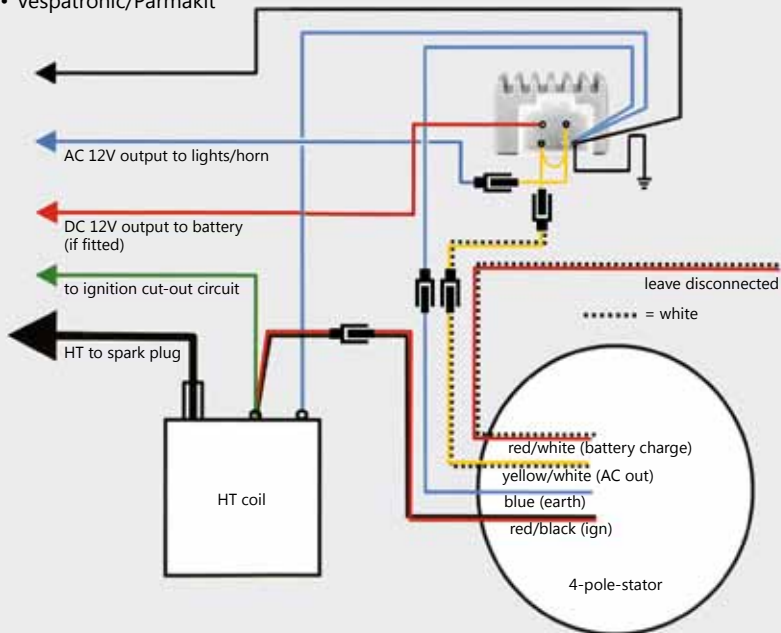
- Varitronic/Casa Lambretta



for reference:
Sticky page 281

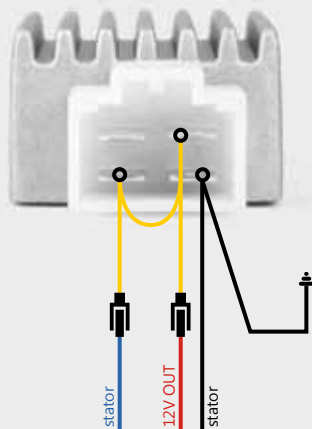
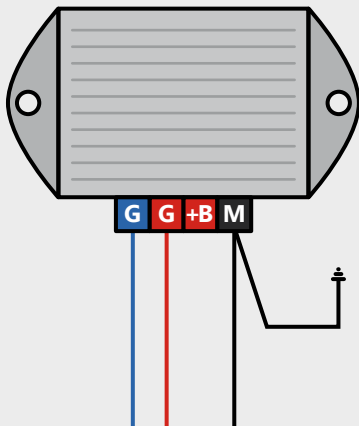
Vespa

- Vespatronic/Parmakit



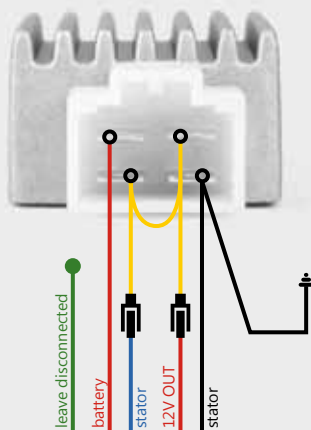
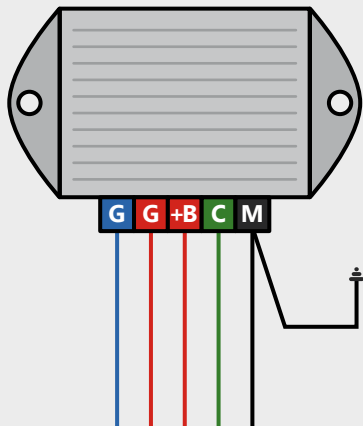
Vespa

- Vespa 3-Pin regulator



Vespa

- Vespa 5-Pin regulator



MORE BGM STUFF!

SHOCK ABSORBERS

1. Lambretta front, anodized silver/grey
2. Lambretta front, chrome
3. Lambretta rear „Black Edition“



4

bgm
PRO SUPERCHARGED



1



2

bgm
PRO SUPERCHARGED



3

CABLE SETS

4. Teflon lined, braided inners, for Lambretta. Also available for Vespa P range.

TAILLIGHTS

5. Taillight-LED 12V, Lambretta

5



bgm
PRO SUPERCHARGED

STICKYS MANUAL #2

Complete Spanner's
Manual Lambretta,
2nd Edition,
by Sticky



IGNITIONS

6. bgm Pro stators, ultra reliable ignition systems for Lambretta and Vespa

bgm⁺
ORIGINAL SUPERCHARGED

⑥



FUEL/AIR MIXTURE SCREWS

7. Extended air screws for easy adjustment, available for most common carbs

⑦



bgm⁺
PRO SUPERCHARGED



⑧

VOLTAGE REGULATORS

8. Multi purpose High Power Output AC and DC regulator. For all electronic Lambretta and Vespa ignitions.

CARBURATORS

9. bgm Pro PWK 30mm. Small and neat, perfect for road applications. Check for more carbs online. Range goes from 17.5mm PHVA up to 30mm PWK versions.

bgm⁺
PRO SUPERCHARGED

⑨



**CHECK ONLINE
FOR MORE!**

MORE BGM STUFF!

CYLINDER HEADS

10. bgm Pro V2 head for Runner, Dragster 172-180cc 2stroke, also available for long stroke crankshaft. Check online!



STAYS

11. Stay bgm Pro, 2-stroke, Piaggio 125-180cc



WATER PUMPS

12. Water pump bgm Pro, universal, 12V, flow rate 8l/h

BEARING & OIL SEAL SETS

13. European or Japanese quality bearings are used for these kits. Available for nearly all Vespa and Automatic scooters.

CRANKSHAFTS

14. bgm Evolution 2 crank, 55mm stroke, 110 mm con rod. Check for complete scooter crankshaft range online.

13



14



12



WATCH OUT FOR MORE: www.bgm-tuning.com

SHOCK ABSORBERS

- 15. bgm Pro, front, anodized silver/grey, Rally, Sprint, VNA-VBB type
- 16. bgm Pro, front, chrome, Rally, Sprint, VNA-VBB type



bgm
PRO SUPERCHARGED

bgm
PRO SUPERCHARGED

CYLINDER HEADS

- 17. Cylinder head bgm Pro, Vespa 207-210cc, available for 57mm and 60mm stroke.



MAIN JET SETS

- 18. Handy main, idle and needle sets for Mikuni, Dellorto and PWK

> **Check online for full listing!**

**CHECK ONLINE
FOR MORE!**

bgm
PRO SUPERCHARGED

WATCH OUT FOR MORE: www.bgm-tuning.com

bgm main distributors:

jet★**200**
PERFORMANCE^{SCOOTERS}

Northern America



United Kingdom

RIMINI
Lambretta
CENTRE

Italy

SCOOTER CENTER

www.scooter-center.com

Mainland Europe